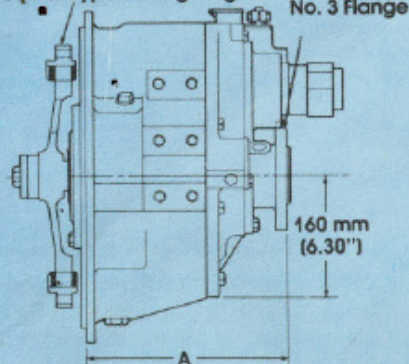


MG-506-4

Standard Flywheel Dimensions SAE 292 mm (11½") or 356 mm (14")

Overcenter Type Driving Ring



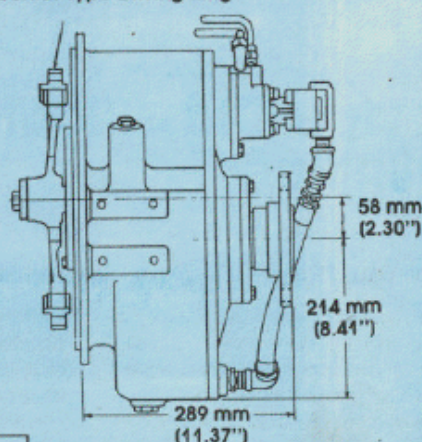
Use Certified
Print for
Installation

Width Across Mounting Pads 361 mm (14.24")

DRAWING NUMBER	RATIOS	A	SAE HSG. NO.	APPROX. DRY WGT.
Helical Gears				
XA7022-A	1.09:1, 1.50:1	269 mm (10.59")	1	100 kg (220 lbs)
	1.97:1	255 mm (10.03")	2 or 3	
XA7048-A	2.50:1, 2.96:1	279 mm (10.98")	1	102 kg (225 lbs)
		265 mm (10.42")	2 or 3	

MG-506 Deep Case

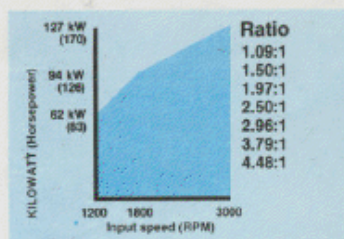
Standard Flywheel Dimensions SAE 292 mm (11½") Overcenter Type Driving Ring



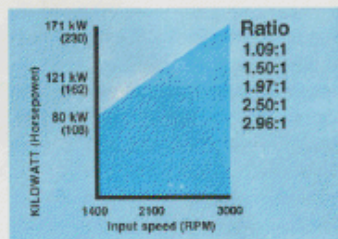
Width Across Mounting Pads 381 mm (15")

DRAWING NUMBER	RATIOS	SAE HSG. NO.	APPROX. DRY WGT.
Spur Gears			
X9844	3.79:1, 4.48:1	2 or 3	130 kg (286 lbs)

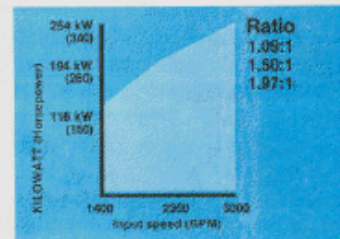
Continuous Duty



Intermediate Duty



Pleasure Craft (Planing Hull)



IMPORTANT NOTICE

Disregarding propulsion system torsional compatibility could cause damage to components in the drive train resulting in loss of mobility. At minimum, system incompatibility could result in gear clatter at low speeds.

The responsibility for ensuring that the torsional compatibility of the propulsion system is satisfactory

rests with the assembler of the drive and driven equipment.

Torsional vibration analysis can be made by the engine builder, marine survey societies, independent consultants and others. Twin Disc is prepared to assist in finding solutions to potential torsional problems that relate to the marine transmission.

For Service Classification
Definitions see back cover.